

Pallet Handling Products

Load and Unload Pallets Quickly and Safely without Lifting, Stretching or Walking

More items are shipped on skids or pallets than all other methods combined. Southworth PalletPal Products speed up and simplify the process of loading and unloading skids and pallets, safely increasing the amount of goods that can be shipped or received every day.

By maintaining a constant working height and nearside access as objects are added or removed, workers can build and break down pallet loads quickly and easily, while expending the minimum effort and avoiding the risk of injury. Rotators can further improve productivity and safety by eliminating nearly all manual restacking.

The Southworth pallet handling line has grown to include:


- Spring and air actuated units
- Roll-On units for use with hand pallet trucks
- Turntables
- Mobile Levelers
- Pallet Inverters

For more details request our PalletPal catalog.



PalletPal® Level Loader Spring Actuated

The automatic mechanical leveler that started a revolution.



Roll-On™ Level Loader

Hand pallet truck accessible. Turntable option available.



PalletPal® Lift Truck

A palletizer and transporter in one unit.



PalletPal® Level Loader Pneumatic Option

Airbag/Spring combination accommodates widely varying load weights.



Roll-In™ Level Loader

Hand pallet truck accessible with four-side access.



PalletPal® Pallet Inverter

Transfer loads from one skid to another or from skids to slip sheets.

PALLET STACKERS



143 South Olive St. South Bend, In 46619 | 2497 A Ripley St. Lake Station, In 46405 | 2741 South U.S. 35 Logansport, In 46947 | 7020 SR. 930 Fort Wayne, In 46803 | 6900 Poe Ave. Dayton, Oh 45414

Toll Free 800.962.3178
www.kmhsystems.com

SOUTHWORTH



All models also available in full power drive configurations.

SOUTHWORTH STACKERS

All the Benefits of a Forklift Without Any of the Hassles

A Southworth stacker is like having a forklift, but at a fraction of the cost. They are much easier to integrate into your operation because unlike forklifts that require certified operators, any trained employee can use them. They are available in fork over design for use with any open-bottom pallet or skid, and straddle


design for use with any pallet or skid, even those with closed bottoms. Their versatility makes them ideal for feeding pallet rack as well as any other pallet storage or transfer operations throughout the plant or warehouse. And because they are a Southworth product, your investment is secure and guaranteed.



SPECIFICATIONS

Manual Drive/Electric Lift

Choose Fork Over Style If Your Pallets Look Like Any of These



FORK OVER	Model	Lifting Height	Capacity	Load Center	Overall Width	Overall Length	Overall Raised Height †	Fork Width/Length*	Fork Height Lowered	Individual Fork Width	Unit Weight w/o battery
	PML-22-36-ME	36"	2200 lbs.	24"	27"	64"	52.5"	22"/45"	3.25"	6.5"	505 lbs.
PML-30-36-ME	36"	3000 lbs.	24"	27"	64"	52.5"	22"/45"	3.25"	6.5"	505 lbs.	
PML-22-47-ME	47"	2200 lbs.	24"	27"	64"	60"	22"/45"	3.25"	6.5"	535 lbs.	
PML-30-47-ME	47"	3000 lbs.	24"	27"	64"	60"	22"/45"	3.25"	6.5"	535 lbs.	
PML-22-63-ME	63"	2200 lbs.	24"	27"	64"	76"	22"/45"	3.25"	6.5"	550 lbs.	
PML-30-63-ME	63"	3000 lbs.	24"	27"	64"	76"	22"/45"	3.25"	6.5"	550 lbs.	
PML-22-80-ME	80"	2200 lbs.	24"	27"	64.38"	98"	22"/45"	3.25"	6.5"	675 lbs.	
PML-30-80-ME	80"	3000 lbs.	24"	27"	64.38"	98"	22"/45"	3.25"	6.5"	675 lbs.	

*Other Fork O.D./Fork Length Available. Consult Factory for Specifications.

†Overall Raised Height to Top of Mast

Manual Drive/Electric Lift

Choose Straddle Style If Your Pallets Look Like Any of These



STRADDLE	Model	Lifting Height	Capacity	Load Center	Overall Width	Overall Length	Overall Raised Height †	Fork Width/Length**	Fork Height Lowered	Individual Fork Width	Unit Weight w/o battery
	PMLS-22-35-ME	35"	2200 lbs.	24"	43.5" to 57.5"	63"	52.5"	14"-31"/42"	2.5"	6.5"	515 lbs.
PMLS-30-35-ME	35"	3000 lbs.	24"	43.5" to 57.5"	66"	52.5"	14"-31"/42"	2.5"	6.5"	515 lbs.	
PMLS-22-46-ME	46"	2200 lbs.	24"	43.5" to 57.5"	63"	60"	14"-31"/42"	2.5"	6.5"	535 lbs.	
PMLS-30-46-ME	46"	3000 lbs.	24"	43.5" to 57.5"	66"	60"	14"-31"/42"	2.5"	6.5"	535 lbs.	
PMLS-22-62-ME	62"	2200 lbs.	24"	43.5" to 57.5"	63"	76"	14"-31"/42"	2.5"	6.5"	550 lbs.	
PMLS-30-62-ME	62"	3000 lbs.	24"	43.5" to 57.5"	66"	76"	14"-31"/42"	2.5"	6.5"	550 lbs.	
PMLS-22-79-ME	79"	2200 lbs.	24"	43.5" to 57.5"	63.5"	98"	14"-31"/42"	2.5"	6.5"	675 lbs.	
PMLS-30-79-ME	79"	3000 lbs.	24"	43.5" to 57.5"	63.5"	98"	14"-31"/42"	2.5"	6.5"	675 lbs.	

**Available with the choice of four adjustable Straddle I.D.s. - 33" - 37", 37" - 44", 44" - 51", 49" - 51"

Desired I.D. is set at factory prior to shipping

Overall Width Equals Straddle I.D. + 6.5".

†Overall Raised Height to Top of Mast

Full power driven models also available.



Adjustable Straddle Legs: configure to fit load width



Easy-Roll Wheels: absorb the shock of uneven surfaces



Push-Bar Handle: provides for easier positioning and more precise movement



Brake Pads: act as speed control as well as floor lock



Battery Status Indicator/Integral 110V Charger: provides battery status at a glance and easy recharging




See Thru Plexi-Glass: provides high visibility through the mast



Exclusive Safety Toe Guards: protect toes from being rolled over



E-Stop: instantly shuts down all power



Locking Hand Brake: provides greater control than foot brakes found on competitive models



Dual-Wheel Steering Casters: provide greater maneuverability than competitive single wheel steer units



User-Adjustable Fork Width: easily changed to accommodate varying pallets



Ergonomic Contoured Handle: comfortable and easy to use